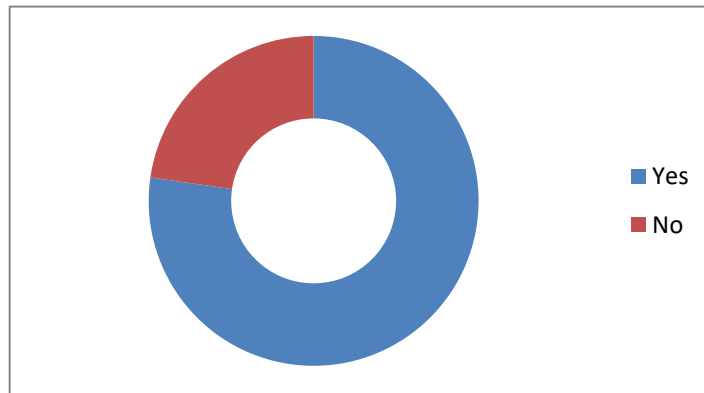


Session 2019-20

Student Satisfaction Survey on Teaching Learning Process Conducted from 14th April to 30th April 2020.

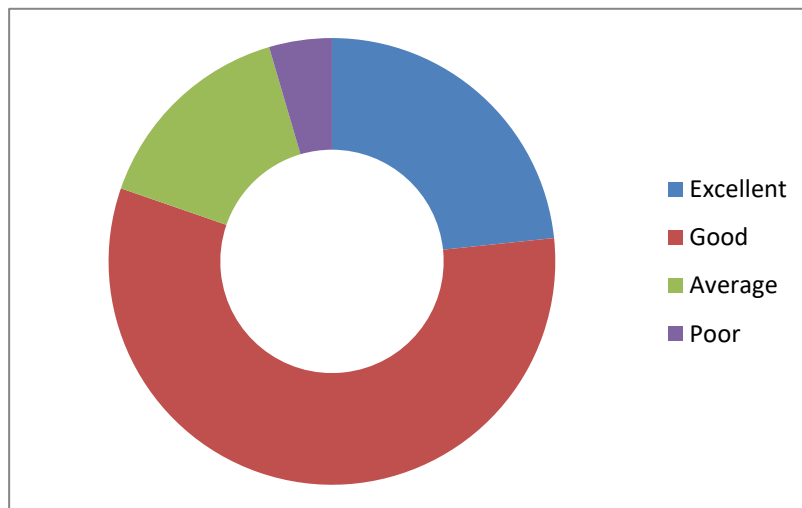
Number of students participated in SSS=330.

1. Do you feel comfortable in attending online classes?



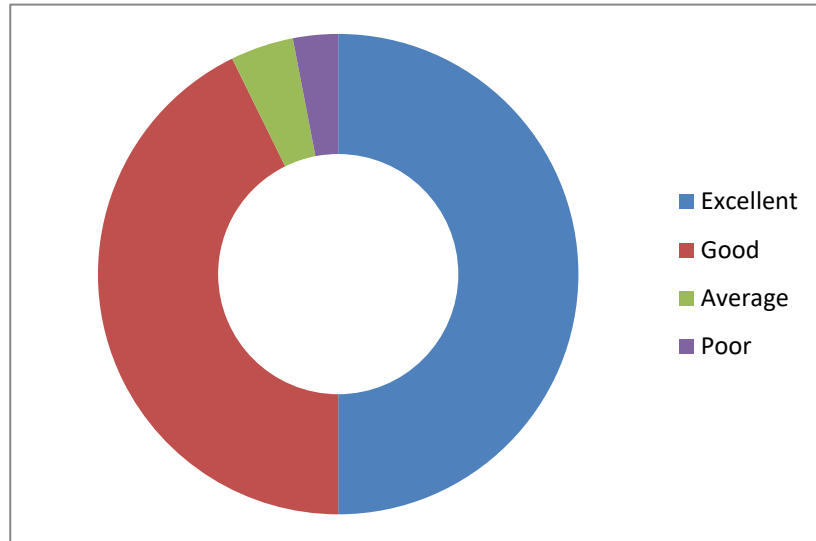
Option	Yes	No
Student response	255	75
Percentage	77.27	22.72

2. How effectively was the subject material communicated?



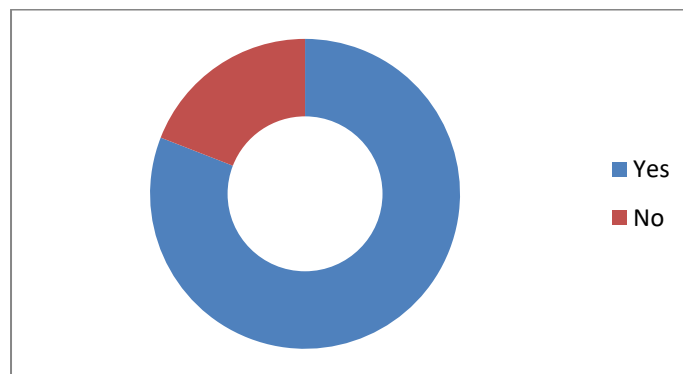
Option	Excellent	Good	Average	Poor
Student response	77	188	50	15
Percentage	23.33	56.96	15.15	4.54

3. How well prepared were the teachers?



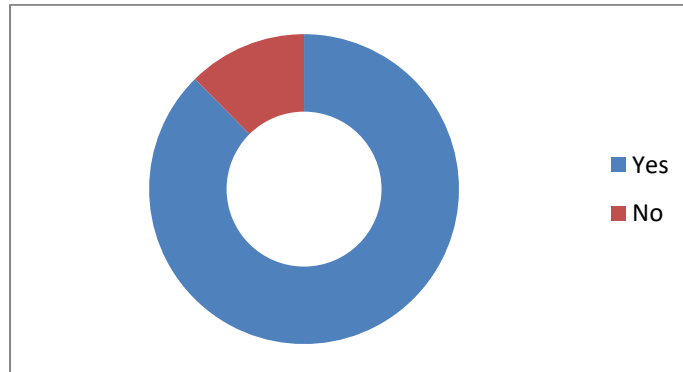
Option	Excellent	Good	Average	Poor
Student response	165	141	14	10
Percentage	50	42.72	4.24	3.03

4. Was the duration of online classes sufficient?



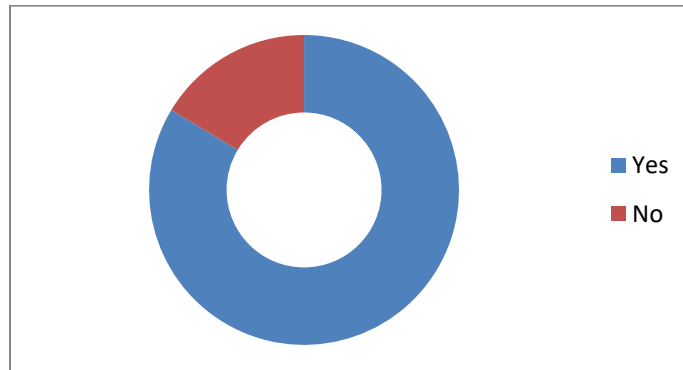
Option	Yes	No
Student response	267	63
Percentage	80.90	19.09

5. Did the teachers encourage questions?



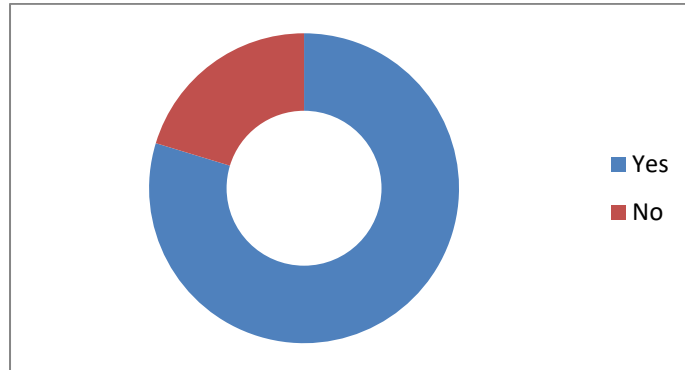
Option	Yes	No
Student response	289	41
Percentage	87.57	12.42

6. Did you feel comfortable asking questions during or after the class?



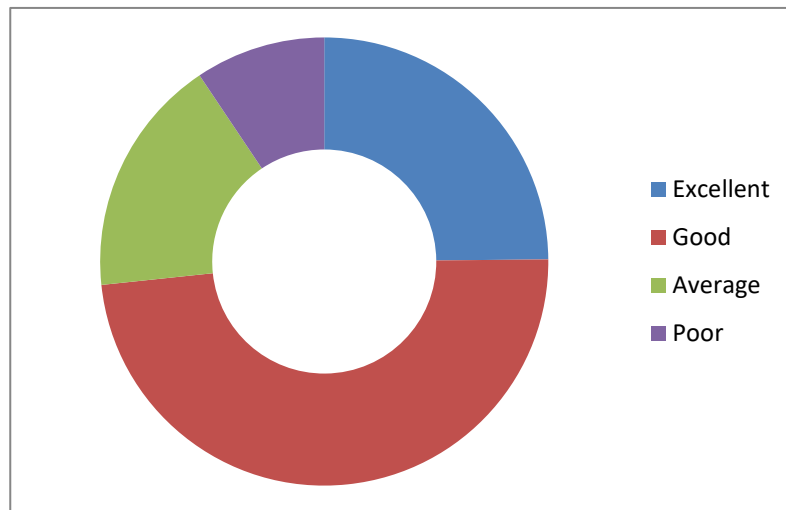
Option	Yes	No
Student response	276	54
Percentage	83.63	16.36

7. Are you comfortable with online meeting platform e.g. Googlemeet, Freeconferencecall, Zoom etc.?



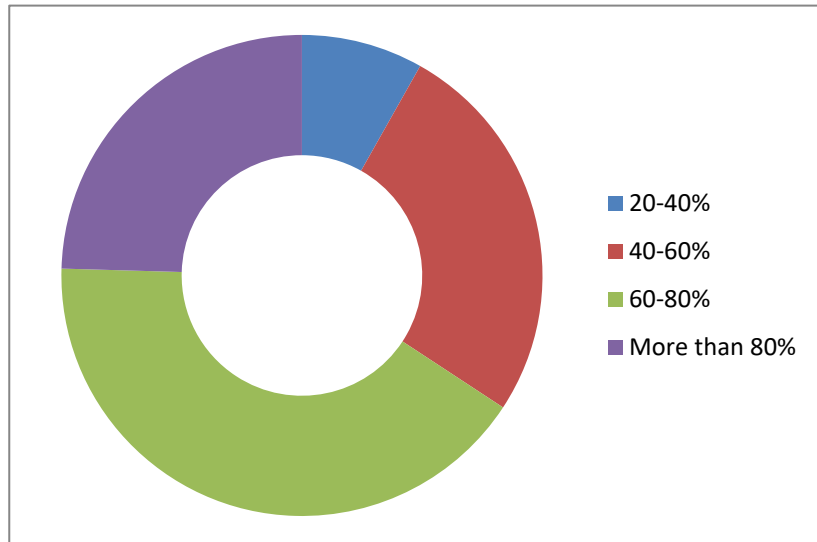
Option	Yes	No
Student response	263	67
Percentage	79.69	20.30

8. Overall how would you describe the quality of online teaching?



Option	Excellent	Good	Average	Poor
Student response	82	160	57	31
Percentage	24.84	48.48	17.27	9.39

9. How much syllabus has been covered?



Option	More than 90%	More than 80%	More than 70%	More than 60%
Student response	295	17	12	6
Percentage	89.39	5.15	3.63	1.8